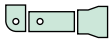
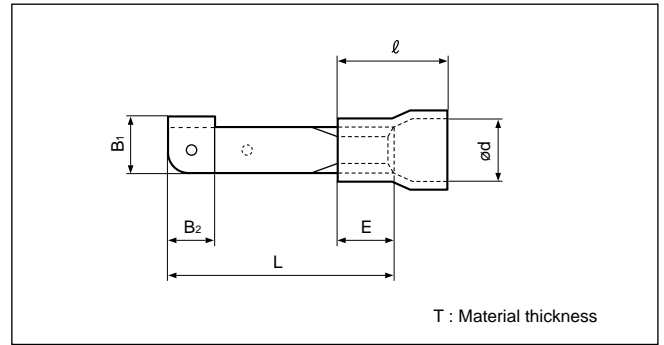
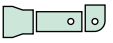


Solderless terminals



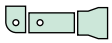
KNIFE DISCONNECT Vinyl-insulated



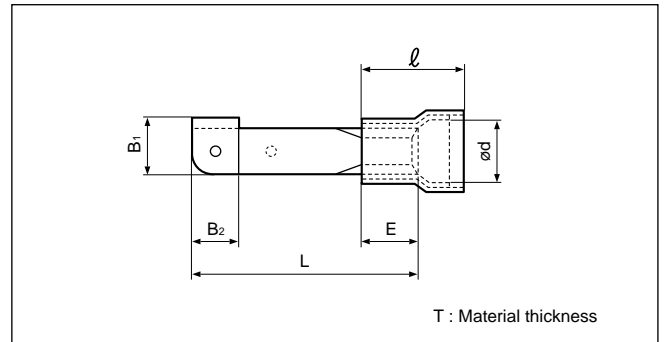
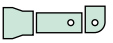
Applicable Wire AWG# (mm ²)	Part No.	Standard	Dimensions mm (in.)							Color	Tool No.			Qty/box			
			L	E	B ₁	B ₂	ℓ	ø d	T		YNT-2216	YNT-1614	YNT-1210S		YA-1	YA-2	YA-4
22 to 16* (0.25 to 1.65)	FV1.25-K		17.1 (.673)	4.8 (.189)	5.0 (.197)	4.1 (.161)	9.0 (.354)	4.0 (.157)	0.8 (.031)	Red	o			o	o	o	1,000
12 to 10 (2.63 to 6.64)	FV5.5-K		23.3 (.917)	6.2 (.244)	7.1 (.280)	5.6 (.220)	13.5 (.531)	6.8 (.268)	1.0 (.039)	Yellow			o		o	500	

Note: 1) *The crimping will be more secure if the total cross-sectional area of the wire is at least 0.5 mm².
 Examples: If the cross-sectional area of the wire is 0.3 mm², fold the wire in two when crimping the terminal.
 If the cross-sectional area of the wire is 0.5 mm², crimp the terminal onto the wire as it is.
 2) Delivery lead times may vary depending on the product. Contact JST for details.

Solderless terminals



KNIFE DISCONNECT Vinyl-insulated with copper sleeve



Applicable Wire AWG# (mm ²)	Part No.	Standard	Dimensions mm (in.)							Color	Tool No.			Qty/box			
			L	E	B ₁	B ₂	ℓ	ø d	T		YNT-2216	YNT-1614	YNT-1210S		YA-1	YA-2	YA-4
22 to 16 (0.25 to 1.65)	FVD1.25-K		17.1 (.673)	4.8 (.189)	5.0 (.197)	4.1 (.161)	9.6 (.378)	4.0 (.157)	0.8 (.031)	Red	o			o	o	o	1,000
16 to 14 (1.04 to 2.63)	FVD2-K		18.2 (.717)	4.4 (.173)	5.0 (.197)	3.9 (.154)	9.6 (.378)	4.7 (.185)	0.8 (.031)	Blue		o		o	o	o	1,000
12 to 10 (2.63 to 6.64)	FVD5.5-K		23.3 (.917)	6.2 (.244)	7.1 (.280)	5.6 (.220)	14.0 (.551)	6.5 (.256)	1.0 (.039)	Yellow			o		o	500	

Note: 1) Delivery lead times may vary depending on the product. Contact JST for details.